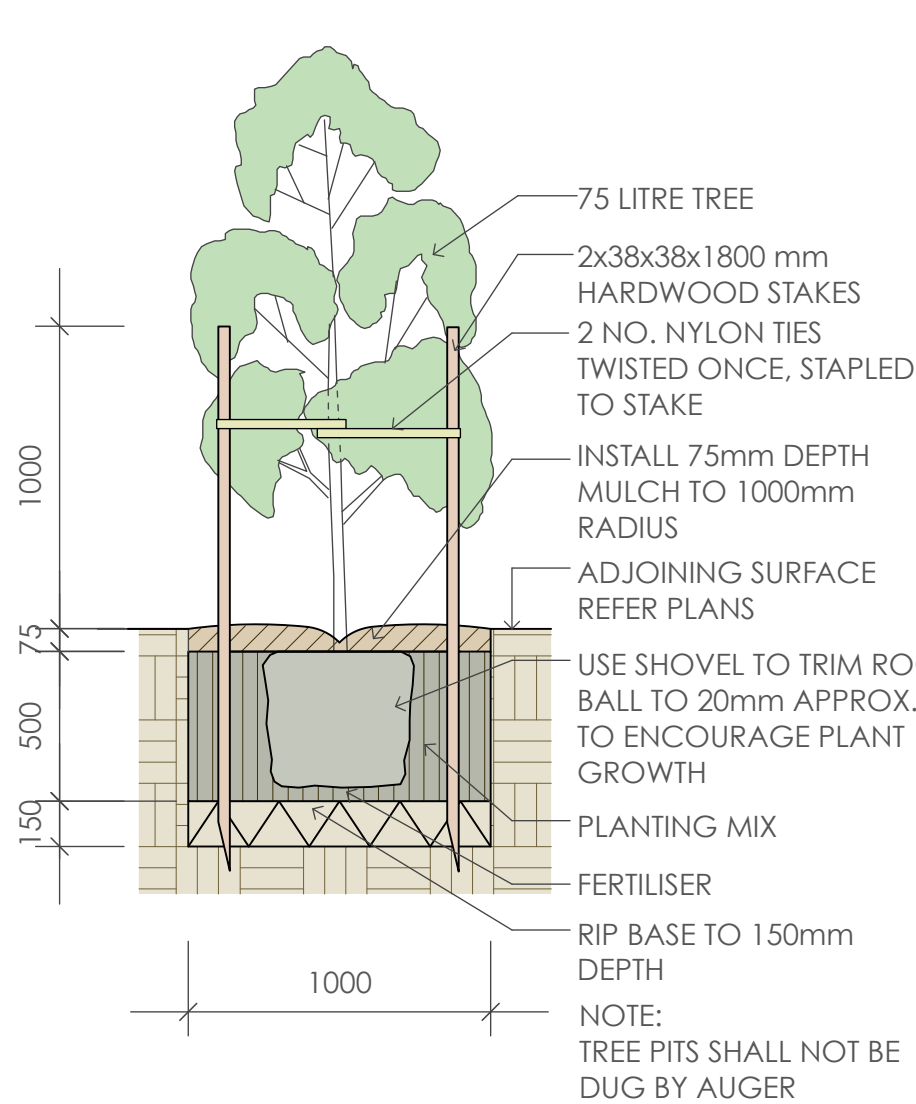
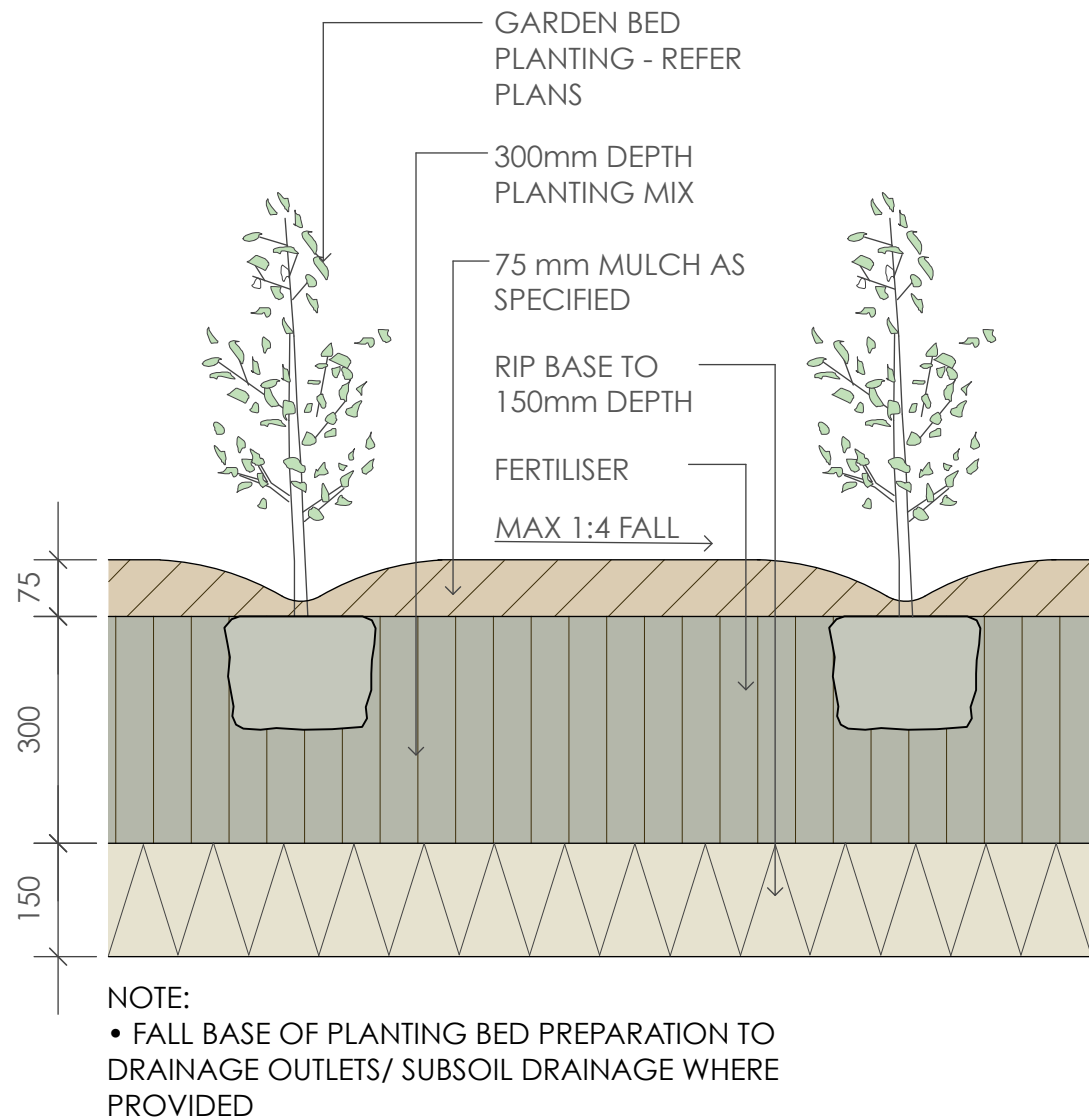


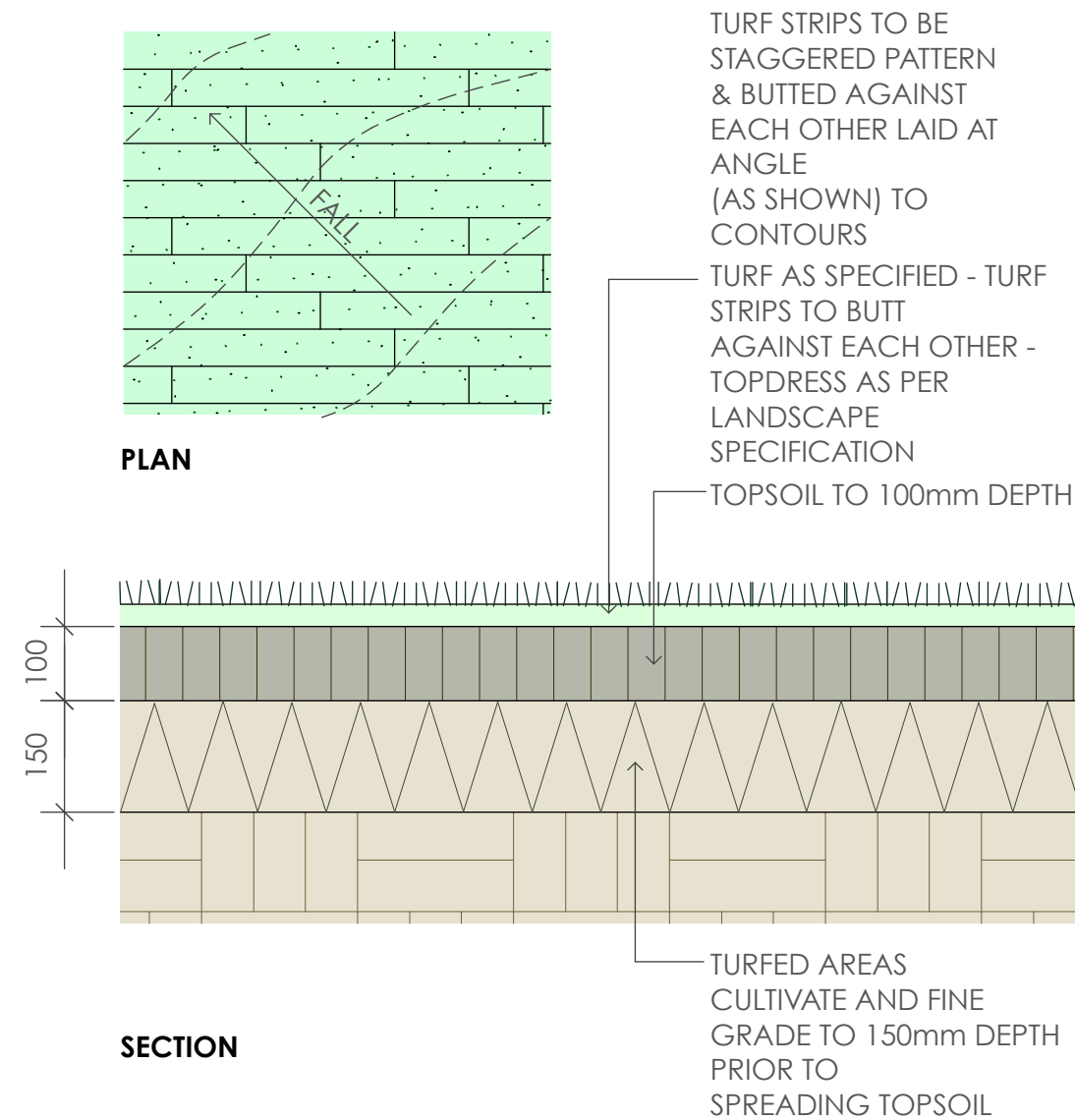
[illegible]



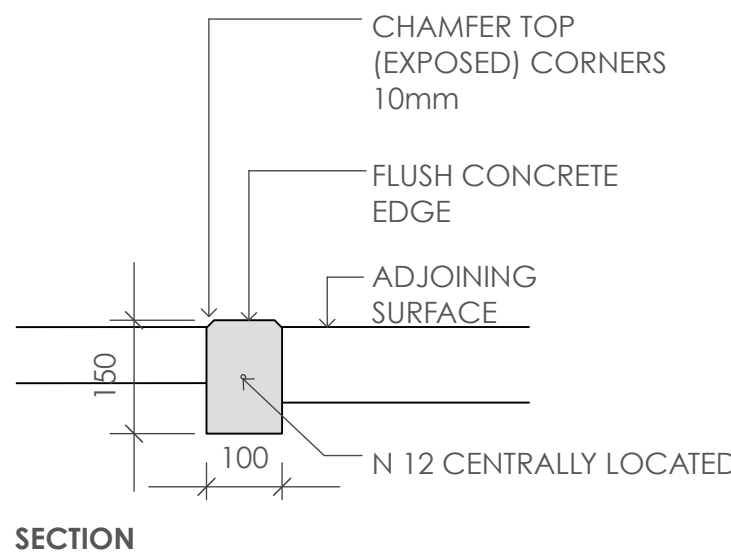
1 75 Litre Tree Planting
scale 1:25



2 Planting Bed Detail
scale 1:10



3 Turfing
scale as shown



4 Concrete Edge
scale 1:10

Plant Schedule							
ID	Qty	Common Name	Botanical Name	Size	Mature Height	Mature Spread	Native (N)
Trees							
BacMur	4	Grey Myrtle	Backhousia myrtifolia	75Litre	5 - 10m	3.5 - 6m	N
BanInt	2	Coastal Banksia	Banksia integrifolia	75Litre	10 - 12m	5 - 7m	N
CalVim	6	Bottlebrush	Callistemon viminalis	75Litre	3 - 5m	2.0 - 3.5m	N
CupAna	1	Tuckeroo	Cupaniopsis anacardioides	75Litre	6 - 9m	3.5 - 6m	N
TriLus	5	Water Gum	Tristanopsis laurina 'Luscious'	75Litre	6 - 8m	3.5 - 6m	N
Shrubs							
AcaGree	33	Green Mist	Acacia cognata 'Green Mist'	200mm	1.0 - 1.5m	0.8 - 1.0m	N
AcmeRed	49	Red Head Lilly Pilly	Acmena smithii 'Red Head'	200mm	5 - 6m	3.0 - 4.0m	N
AcmeFor	39	Forest Flame	Acmena 'Forest Flame'	200mm	1.5 - 2.0m	1.0 - 1.5m	N
AcmeSub	16	Sublime Lilly Pilly	Acmena smithii 'Sublime'	200mm	2 - 4m	1 - 1.5m	N
AlpCae	26	Native Ginger	Alpinia caerulea	200mm	0.9 - 1.5m	0.9 - 1.2m	N
BanSpi	8	Hairpin Banksia	Banksia spinulosa	200mm	2.0 - 3.0m	1.5 - 2.0m	N
CalEnd	20	Scarlet Bottlebrush	Callistemon citrinus 'Endeavour'	200mm	3 - 5m	2.0 - 3.5m	N
CalLit	28	Little John	Callistemon 'Little John'	200mm	0.9 - 1.5m	0.9 - 1.2m	N
CalRed	19	Red Alert Bottle Brush	Callistemon 'Red Alert'	200mm	1.0 - 1.5m	2.0 - 3.0m	N
CorAlb	21	White Correa	Correa alba	200mm	0.9 - 1.5m	0.9 - 1.2m	N
CosEve	5	Evening Glow Mirror Plant	Coprosma 'Evening Glow'	200mm	1.2 - 1.5m	0.9 - 1.2m	N
CriPed	18	Swamp Lily	Crinum pedunculatum	200mm	1.5 - 2m	1.2 - 2.0m	N
GreHon	17	Honey Gem Grevillea	Grevillea 'Honey Gem'	200mm	3.0 - 4.0m	2.0 - 3.0m	N
WesFru	56	Jervis Gem	Westringia fruticosa 'Jervis Gem'	200mm	0.8 - 1.2m	0.8 - 1.2m	N
Ground Covers							
LomJan	103	Spiny-headed mat rush	Lomandra longifolia 'Tanika'	150mm	0.45 - 0.6m	0.6 - 0.9m	N
LomKat	94	Spiny-headed Mat-Rush	Lomandra longifolia 'Katrinus'	150mm	0.75 - 0.9m	0.9 - 1.2m	N
HypGol	37	Gold Nugel	Hymenoporum flavum 'Gold Nugel'	150mm	0.10 - 0.15m	0.8 - 1.0m	N
MyoYar	99	Carpet Spreading Myoporum	Myoporum parvifolium 'Yareena'	150mm	0.05 - 0.1m	0.8 - 1.0m	N
DicEme	16	Emerald Falls Dichondra	Dichondra 'Emerald Falls'	150mm	0.0 - 0.3m	0.9 - 1.2m	N
CasCou	21	Cousin It	Casuarina 'Cousin It'	150mm	0.10 - 0.15m	0.8 - 1.0m	N
GreBro	40	Bronze Rambler Grevillea	Grevillea 'Bronze Rambler'	150mm	0 - 0.2m	2.0 - 3.0m	N
DiaTas	8	Flax Lily	Dianella tasmanica 'Tasred'	150mm	0.4 - 0.5m	0.4 - 0.5m	N

SPECIFICATION NOTES

PLANTING MATERIALS

Planting Mix:

Planting mix for tree pit backfill shall be "Organic Garden Mix" consisting of
50% Black Soil
20% Coarse Sand
30% Organic Material

as available from Australian Native Landscapes, Phone: [02] 9450 1444, or approved equivalent. Samples shall be provided to the Superintendent prior to ordering or delivery to site. Any material delivered to site, that is rejected by the Superintendent, shall be removed by the contractor at his own expense. Minimum depths of mix to all planting bed areas is as specified on details.

Mulch:

Mulch to garden bed:

Mulch shall mean hardwood mulch (25mm grade), free from material derived from Privet, Willow, Poplar, Coral trees, or other noxious weeds. Any mulch exceeding the 25mm grade shall be rejected / removed from the site. Graded hardwood mulch to be supplied by Australian Native Landscapes Pty Ltd Phone (02) 9450 1444, or approved equivalent.

Spread mulch so that after settling, it is:

- smooth and evenly graded between design surface levels;
- flush with adjacent finished levels;
- of the required depths (75mm); and
- sloped towards the base of plant stems in plantation beds, but not in contact with the stem (not closer than 50mm in the case of gravel mulches).

Place after the preparation of the planting bed, planting and all other work.

Plant Material:

All plant material must be true to the species. No substitutes will be allowed. All plants shall be free of fungus and insect damage. All plants shall be healthy, well shaped, not soft or force grown and not root bound.

Plants are available from **Andreasens Green** wholesale nursery, contact Darren (02) 8777 4713, email darren@andreasengreen.com.au or approved equivalent.

Turfed areas:

All new turfled areas are to be selected weed free Soft Leaf Buffalo. Turf shall be laid neatly butted with staggered joins, flush with adjacent surfaces and have even running falls to all drainage points. All new turfled area shall have a minimum 150mm depth of weed free top soil, placed and levelled prior to turfing.

PREPARATION AND HARDWORKS

Excavating for Spot Planting

To planting areas, excavate a hole for each plant large enough to provide not less than twice the depth and twice the diameter than the root ball of species to be planted.

Staking

Use durable hardwood, straight, free from knots or twists, pointed at one end. Drive stakes into the ground a minimum one third of their length, avoiding damage to the root system.

- 75 Litre trees in 2 x 38x38x1800mm Hardwood Stake with double Nylon tie TIES: Provide a 50mm wide Nylon webbing tie per stake, fixed securely to the stakes, one tie at half the height of the main stem and the other as necessary to stabilise the plant.

Concrete Edge

MATERIALS: Concrete to be off white colour.

INSTALLATION: Supply and install 150 x 100mm (width) reinforced flush concrete kerb to locations as approved on site by the Superintendent. Provide flexible joints at maximum 3 metre intervals in colour to match concrete. Lightly expose aggregate through rinsing / sponging. Tool finish exposed edges with 10mm pencil round to prevent chipping.

MAINTENANCE / PLANT ESTABLISHMENT

Maintenance shall apply to all hard and soft landscape materials installed prior to the "handover" and acceptance by Principles Representative and the Site Superintendent. The maintenance period shall convenience at the granting of practical completion and shall extend for 12 months.

Maintenance shall consist of the following works:

- Follow a daily watering programme to be approved by Superintendent. Water all plants individually, twice per week or when necessary to ensure constant plant growth. Water all turf and native grassed areas, twice per week.
- Apply appropriate weed control sprays and hand weed as required to maintain planting areas, native grassing bed areas, turfled areas, paved areas, and tree pits in turf free of weed or rogue grass growth.
- Regularly tidy and top up mulch and trim edges to prevent spill over onto paved / grassed areas.
- Spray to control pests and diseases.
- Replace plants, which fail with plants of a similar size and quality as originally specified to approval of Superintendent. Costs of replacement shall be the responsibility of the Contractor. Replacement planting will be undertaken within 2 weeks of identification of dead material or instruction be the Superintendent.
- Report any incidence of plants stolen or destroyed by vandalism.
- Adjust stakes and ties to plants as necessary. Ensure that strangulation of plants does not occur.
- Prune and shape plants as directed or where necessary.
- Make good any defects or faults arising out of defective workmanship or materials.
- Fertilise lawn areas to maintain healthy growth.
- Make good any erosion or soil subsidence, which may occur including soft areas in pathways.
- Mow lawn to maintain neat healthy growth.
- A final inspection shall be made by the Superintendent before handover. Any items requiring rectification shall be repaired before the works are finally approved, and retention moneys released.

NOTE:

- All finished levels are to be verified by Contractor on site.
- All landscape works be in strict accordance with Council's landscape code and guidelines
- This plan to be used in conjunction with all other submitted architectural, hydraulics and engineering drawing where applicable.

GREENLAND DESIGN												
TWELVE MONTHS MAINTENANCE SCHEDULE												
	Jan	Feb	Mar	Apr	May	Jun	Jul	Aug	Sep	Oct	Nov	Dec
Plant Care												
Monitoring												
Pruning as required												
Deadhead /tip pruning												
Slow release fertilise												
Rapid soluble fertilise as required												
Cut back perennials and grasses												
Watering as required												
Garden Bed												
Edaina												
Remove weeds and herbicide spraying as required												
Top up mulch as required												
Dead foliage removal												
Pest Management												
Monitoring and herbicide spraying as required												
Turfed Area												
Fertilise												
Make good turf as required												
Winter clean up												
Remove dead foliage and pruning as required												

NOMINATED ARCHITECT:

Barry Rush & Associates Pty Ltd

Architects
Suite 25A, 2 Beattie Street, Balmain NSW, 2041
Phone: (612) 9555 8028 Fax: (612) 9810 0161
Email: info@barryrush.com.au
www.barryrush.com.au

F	22/03/2023	DA REVISION
E	22/02/2023	DA REVISION
D	14/02/2023	DA REVISION
C	01/11/2022	FOR DA
B	01/11/2022	FOR DA
REV	DATE	NOTATION/AMENDMENT
DO NOT SCALE DRAWINGS. CHECK ALL DIMENSIONS ON SITE. FIGURED DIMENSIONS TAKE PRECEDENCE.		

ARCHITECT

BARRY RUSH & ASSOCIATES PTY LTD

PH (02) 9555 8028

PROJECT MANAGER

LAND & HOUSING CORPORATION

PH (02) 8753 9050

LANDSCAPE CONSULTANT

GREENLAND DESIGN PTY LTD

PH 0403 164 198

ACOR CONSULTANTS PTY LTD

PH (02) 4924 3499

MARLINE NEWCASTLE PTY LTD

PH (02) 8753 9050

MARLINE NEWCASTLE PTY LTD

PH (02) 4925 9300 FAX (02) 4926 3811

PROJECT:

SENIORS HOUSING DEVELOPMENT

41-43 OWEN STREET WYONG

NORTH PARRAMATTA

LOTS 67 & 68 IN DP529880

TITLE:

LANDSCAPE DETAILS AND SPECIFICATION

FILE:

2599

STATUS:

FOR DA

DATE:

22/03/2023

SCALE:

1:100

PROJ:

-

PROJECT NO.

BGYCG

LANDSCAPE ARCH

REV:

F